

Submitting Your Application  
For  
America the Beautiful Grant

Go to the America the Beautiful Grant page: (Quick Link Below)

[America the Beautiful grant application | Washington Department of Fish & Wildlife](#)

Scroll to the bottom of the page and click on:

## Application and reimbursement forms

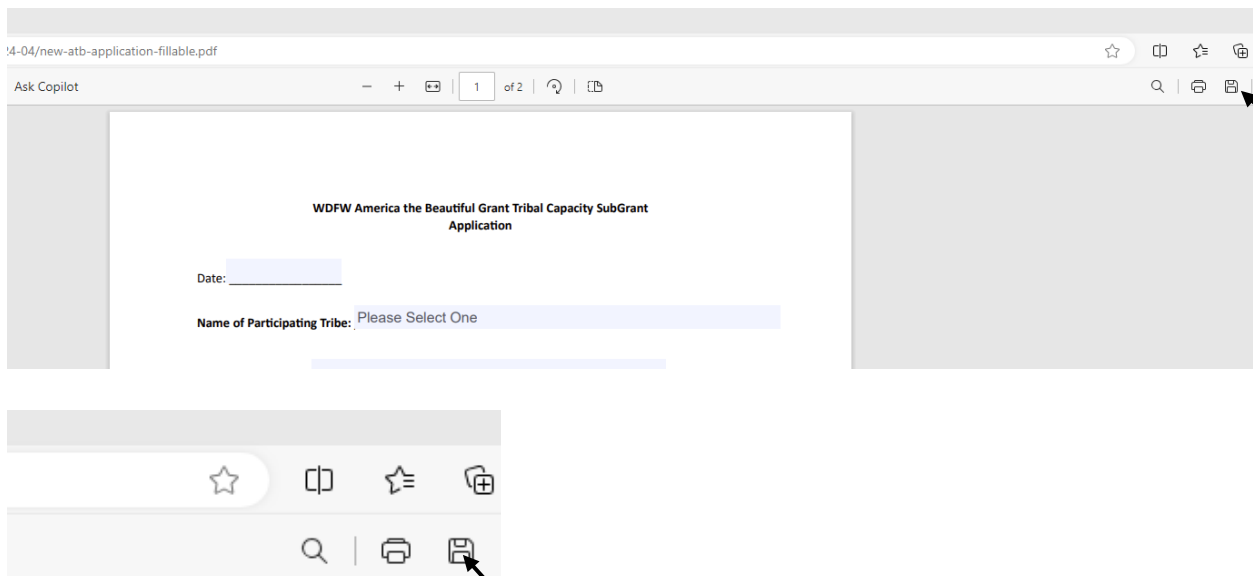
### Application and reimbursement forms

In addition to funding a Recreation Ecologist to directly represent tribes in the development of the framework and associated tools, the grant provides direct subgrants to tribes for participation in the collaborative effort. The overall award amount to each tribe will be based on how many tribes submit an application by the deadline. The available funds will be distributed evenly amongst the number of all eligible tribes. The distribution will be implemented via reimbursements. Reimbursable activities are associated with travel to attend, time to attend, time to prepare for, and eligible indirect rates associated with the participation in the Leadership, Steering Committee and functional workgroup meetings.

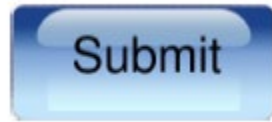
[View and download grant application](#)

[View and download reimbursement form](#)

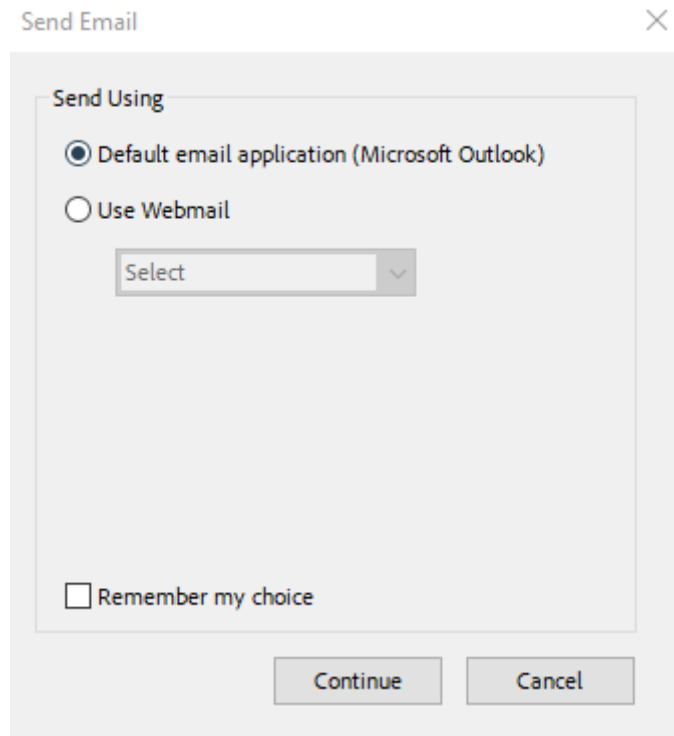
Once the application opens, please save the form to your computer.



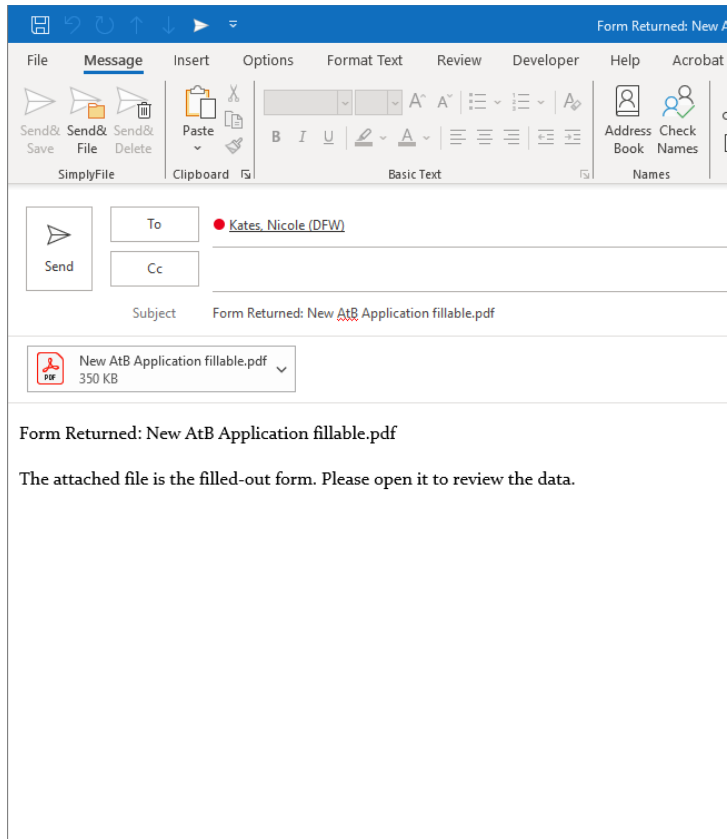
Once you open the form on your computer and complete it, click on the submit button at the bottom.



It will ask you, which email application you would like to send the form in:

A dialog box titled "Send Email" with a close button (X) in the top right corner. The main area is titled "Send Using" and contains two radio button options: "Default email application (Microsoft Outlook)" which is selected, and "Use Webmail". Below the "Use Webmail" option is a dropdown menu with the text "Select" and a downward arrow. At the bottom left of the main area is a checkbox labeled "Remember my choice". At the bottom of the dialog box are two buttons: "Continue" and "Cancel".

If it finds a default it will ask you if you would like to send through it or a webmail application instead. Click continue once done.



An email will be created and your filled form will be attached to the email automatically. From here you can click send or include additional information before sending.

Thank you Kindly.